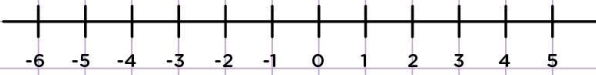


Name: Class:

Graph inequalities on number lines

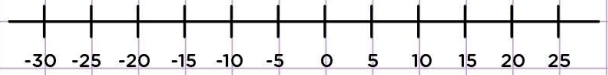
Graph the inequality below on the number line.

$$t < 1$$



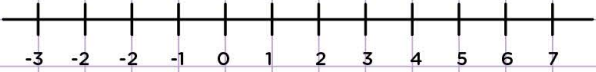
Graph the inequality below on the number line.

$$x \geq -20$$



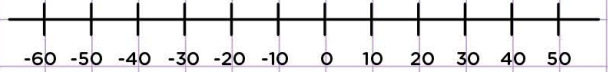
Graph the inequality below on the number line.

$$w \leq 4$$



Graph the inequality below on the number line.

$$x \geq -50$$



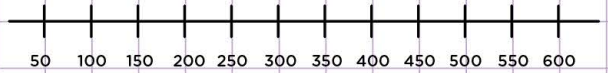
Graph the inequality below on the number line.

$$x > 15$$



Graph the inequality below on the number line.

$$x > 100$$



Graph the inequality below on the number line.

$$x \geq -6$$



Graph the inequality below on the number line.

$$u \geq 16$$

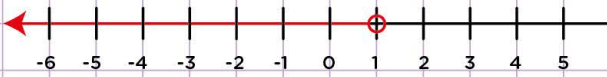


Name: Class:

Graph inequalities on number lines

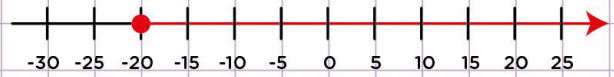
Graph the inequality below on the number line.

$t < 1$



Graph the inequality below on the number line.

$x \geq -20$



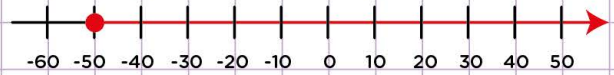
Graph the inequality below on the number line.

$w \leq 4$



Graph the inequality below on the number line.

$x \geq -50$



Graph the inequality below on the number line.

$x > 15$



Graph the inequality below on the number line.

$x > 100$



Graph the inequality below on the number line.

$x \geq -6$



Graph the inequality below on the number line.

$u \geq 16$

